

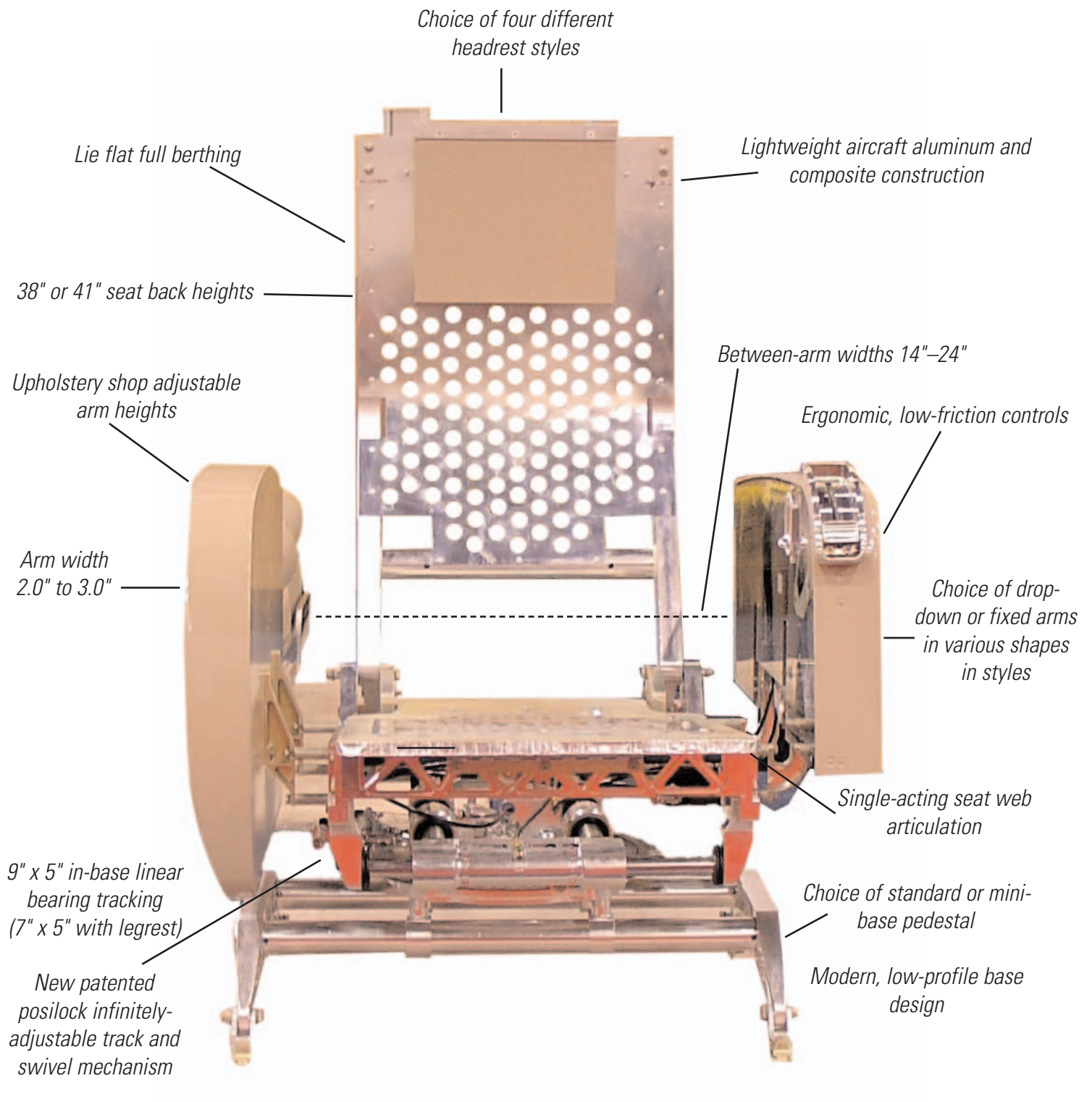
Comfort Class

The Next Generation of 9g and 16g Executive Aircraft Seats




Intelligent, Flexible Design

Basic frame weight: 65 lbs
Maximum finished weight: 120 lbs



Headrests & Backs

Headrests:



Plug-in (Standard)

Integral

Integral Flex-Wing

Hidden Adjustable

Backs:



Mechanical Lumbar

38" or 41" Back

Dual-Chamber Power Lumbar

Also Available:

- Recline Limiter
- Reading Light Provision

Arms

Shapes:




Custom

Tapered/Square

Curved
(pictured with drop-down mechanism)

Fixed or Drop-Down Available

Provisions:



PCU/Telephone

Monitor

Tray

Typical Widths and Applications

Other sizes available



Box Style

Rounded Style

Drop Down Style

Sizes Available	Sizes Available	Sizes Available
-----------------	-----------------	-----------------

2.0
2.5
3.0

2.0
2.5
3.0

2.0
2.5
3.0

Arm Options and Sizes

TV Monitor Provision

3.0

Not Available

Not Available

PCU Provision

2.0
2.5
3.0

2.0
2.5
3.0

2.0
2.5
3.0

In Arm Meal Trays

3.0


Not Available

Not Available

Legrest, Footrest, Base and Tracking Options



New robust legrest mechanism



Mini-Base




Footbar

Adjustable tracking with handle

Floor proximity lighting provision

Powered Option Packages




Controller



Choose Your Power:

- Recline and seat tilt
- Recline, seat tilt, and legrest
- Recline, seat tilt, legrest and lumbar



The Power Drive is durable and compact. Easy access is gained by raising the seat web. Compatible with fly-by-wire aircraft. Constructed to DO-160d standards.



Seats. Divans. Tables.

Build Your Seat

Certification	Headrest	Back Height	Rotation	Seatweb	Arm Style	Arm Width	Arm Provision	Between Arm Width	Recline	Lumbar	Legrest	Base
9g TSO-39b	Plug-in (Standard)	38"	360°	Standard	Tapered Fixed	1.75"	PCU	14"	Manual	Manual	Manual	Standard
16g TSO-127a	Integral	41"	Limiter	Manual Tilting	Curved Fixed	2.0" – 3.0"	Phone	16"	Manual with limiter	Power	Power	Minibase
	Integral Flex-wing			Power Tilting	Tapered Drop-Down	3.0"	Tray	18"	Power		Lifestowage	Tracking Handle
	Hidden Adjustable				Curved Drop-Down	2.0" – 3.0"	Monitor	20"				Aisle Light Provision
					Custom	Other	Stowage	22"				
						Custom		24"				

Engineering Services

Burn Coupons • Conformity & TSO Tagging • Interface Load Reports • Project Engineering

For more information please call us: **1.877.800.5895** • **www.decraneseats.com**